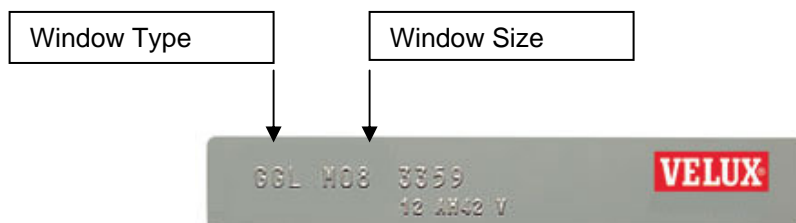


## Identifying Your Velux Window Size

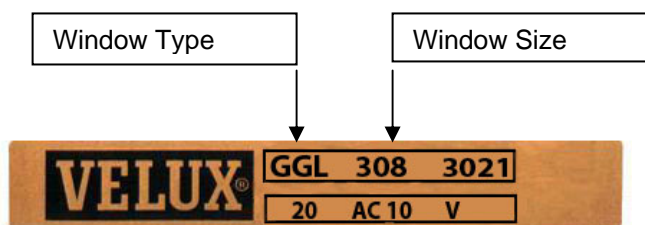
To identify your Velux window size you need to check the information on the window's data plate looking for the window type and window size. This is normally situated on the inside of the sash or frame, or can be found behind the ventilation flap.

These data plates come in three different styles, depending on which year the blind was manufactured.

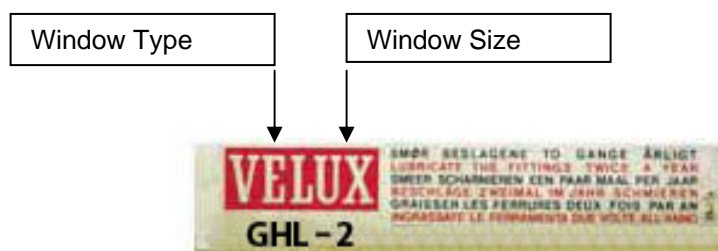
- All current blinds from April 2001 have a grey data plate which includes the window type and a size code of one letter and two numbers, for example, GGL-M08 please see the diagram below.



- Blinds made between April 1991 and April 2001 have a gold data plate which includes the window type and a size code of three numbers, for example, GGL-308 please see the diagram below.



- Blinds made prior to April 1991 have a silver plate which includes the window type and a size code of just one number, for example, GHL-2 please see the diagram below.



Once you have located your data plate and have made a note of the window type and size details, please check the codes below to see which window size code is compatible.

Window Size Code	Fits these codes:
C02	GGL 102, C02
C04	GGL 6, 104, C04
M04	GHL GFL GGL 1, 304, M04
M08	GHL GFL GGL 2, 308, M08
S06	GHL GFL 4, 608, S06
U04	GGL GHL 7, 804, U04

Please Note: we only sell skylight blinds in the most popular window sizes.